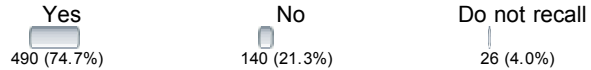



Q01. Did you obtain a copy of the (guide)?



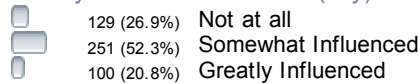
The cover of the guide is pictured to the left. The guide provides information on accommodations, transportation and where to eat, shop, and play in the city



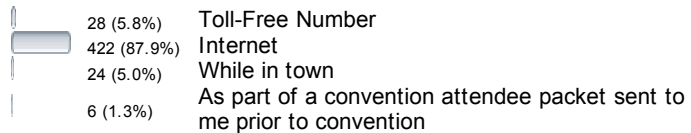
Q010. Other than (city), how many other destinations did you consider travelling?



Q011. How much has the (guide) influenced your decision to visit (city)?



Q01a. How did you obtain the (guide)?



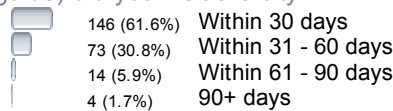
Q01b. Where in town did you obtain the (guide)?




Q01c. Since you received the (guide), have you visited (city)?



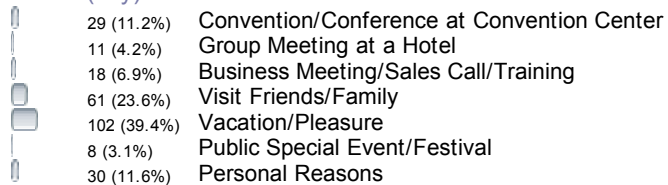
Q01d. How long after receiving your (guide) did you visit the city?



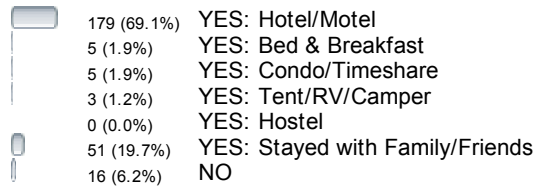
Q01e. Did you bring the (guide) with you when you traveled to (city)?




Q02. Was the primary reason for your visit to (city):



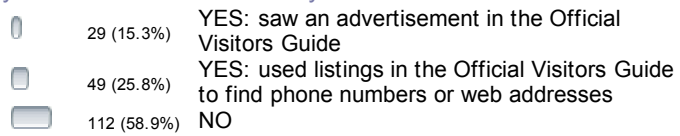
Q03. Did you stay overnight?




Q03a. How many nights did you stay?



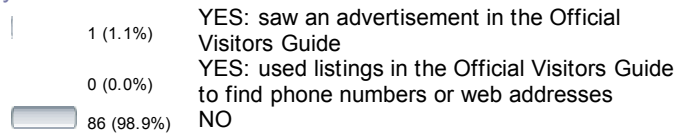
Q03b. Did you use the (guide) to help you make decisions about your accommodations?



Q04. Did you arrive by:



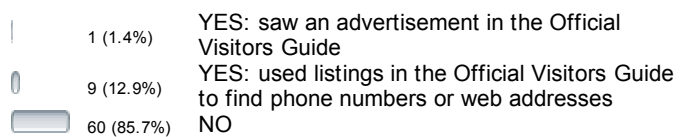
Q04a. Did you use the (guide) to help you make decisions about airlines?



Q05. While in (city), did you rent a car, limousine or town car?



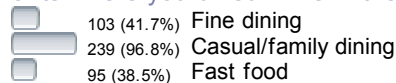
Q05a. Did you use the (guide) to help you make decisions about car, limousine, or town car rentals?



Q06. On your visit to (city), did you eat in a restaurant?



Q06a. Please select all types of restaurants where you dined while in the city:



Q06b. Did you use the (guide) to help you make decisions about dining:

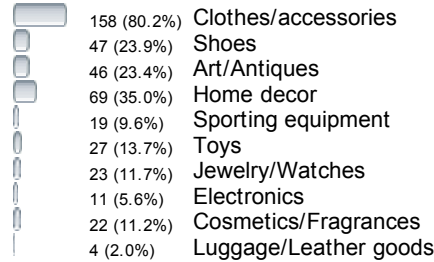


Q07. On your visit to (city), did you shop?




200 (77.8%) 57 (22.2%)

Q07a. What did you shop for?



Q07b. Did you use the (guide) to help you make decisions about shopping:



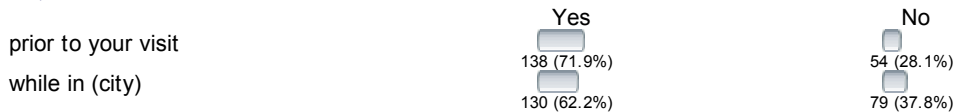
Q08. On your visit to (city), did you attend any entertainment, sightseeing, nightlife, or cultural attractions?



Q08a. Which of the following entertainment, sightseeing, nightlife or cultural attractions did you attend:




Q08b. Did you use the (guide) to help you make decisions about entertainment, sightseeing, nightlife, or cultural attractions:




Q09. While in (city), did you ever bring the (guide) with you as you traveled around the city?



Q10. In general, how useful did you find the following items in the (guide)?



Q13. During the past 12 months, how many trips have you taken where you have been away from home for one or more nights?



5 (2.0%) 25 or more

Q14. Of those trips, how many were primarily for business reasons?

<input checked="" type="checkbox"/>	136 (54.4%)	0%
<input type="checkbox"/>	63 (25.2%)	1 - 25%
<input type="checkbox"/>	18 (7.2%)	26 - 50%
<input type="checkbox"/>	16 (6.4%)	51 - 75%
<input type="checkbox"/>	17 (6.8%)	76 - 100%

Q15. Are you:

<input type="checkbox"/>	67 (27.6%)	Male
<input checked="" type="checkbox"/>	176 (72.4%)	Female

Q16. In which of the following categories does your current age appear?

<input type="checkbox"/>	1 (0.4%)	Under 18
<input type="checkbox"/>	17 (7.0%)	18-24 years
<input type="checkbox"/>	67 (27.6%)	25-34 years
<input type="checkbox"/>	63 (25.9%)	35-44 years
<input type="checkbox"/>	54 (22.2%)	45-54 years
<input type="checkbox"/>	32 (13.2%)	55-64 years
<input type="checkbox"/>	9 (3.7%)	65 years or older

Q17. Which of the following best describes your marital status?

<input checked="" type="checkbox"/>	174 (71.6%)	Currently Married
<input type="checkbox"/>	69 (28.4%)	Currently Not Married

Q18. Do you currently have any children under age 18 years old living at home with you?

<input type="checkbox"/>	99 (40.7%)	Yes
<input checked="" type="checkbox"/>	144 (59.3%)	No

Q19. Which of the following categories best describes the highest level of education you have completed?

<input type="checkbox"/>	2 (0.8%)	Some high school
<input type="checkbox"/>	22 (9.1%)	High school graduate
<input type="checkbox"/>	59 (24.3%)	Attended college
<input type="checkbox"/>	88 (36.2%)	College graduate
<input type="checkbox"/>	32 (13.2%)	Attended post graduate
<input type="checkbox"/>	40 (16.5%)	Post graduate degree

Q20. Which of the following best describes your current employment?

<input checked="" type="checkbox"/>	171 (70.4%)	Employed Full Time
<input type="checkbox"/>	14 (5.8%)	Employed Part Time
<input type="checkbox"/>	10 (4.1%)	Student
<input type="checkbox"/>	28 (11.5%)	Retired
<input type="checkbox"/>	20 (8.2%)	Currently Not Employed

Q20b. Which of the following best describes your occupation?

<input checked="" type="checkbox"/>	106 (58.2%)	Managerial/Professional
<input type="checkbox"/>	52 (28.6%)	Technical/Sales/Administrative Support
<input type="checkbox"/>	5 (2.7%)	Service
<input type="checkbox"/>	19 (10.4%)	Other

Q21. Which of the following best describes your household income?

<input type="checkbox"/>	19 (7.9%)	Under \$24,999
<input type="checkbox"/>	59 (24.7%)	\$25,000 - 49,999
<input type="checkbox"/>	41 (17.2%)	\$50,000 - 59,999
<input type="checkbox"/>	38 (15.9%)	\$60,000 - 74,999
<input type="checkbox"/>	43 (18.0%)	\$75,000 - 99,999
<input type="checkbox"/>	26 (10.9%)	\$100,000 - \$149,999
<input type="checkbox"/>	13 (5.4%)	\$150,000 or more

Q23. To enter your name in the sweepstakes, please enter a valid email address:

[View Responses](#)

Y03. When are you planning to visit (city)?

<input type="checkbox"/>	43 (19.8%)	Within 30 days
<input type="checkbox"/>	40 (18.4%)	Within 31-60 days
<input type="checkbox"/>	37 (17.1%)	Within 61-90 days
<input checked="" type="checkbox"/>	84 (38.7%)	90+ days
<input type="checkbox"/>	13 (6.0%)	Not Planning to Visit

